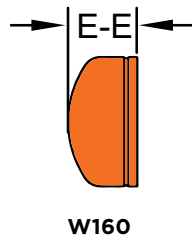
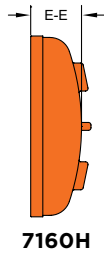
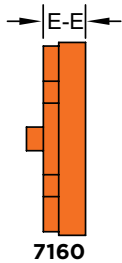


# GROOVED-END CAPS

7160 End Cap  
7160H Domed End Cap  
W160 Wrought End Cap



Job Name:	
Job Location:	
Engineer:	
Contractor:	
Tag:	
PO#:	
Rep:	
Wholesale Dist.:	

Shurjoint grooved-end fittings are made of ductile iron per ASTM A536 Gr. 65-45-12 and or ASTM A395 Gr. 65-45-15. C-E dimensions are manufacturer's standard.

Shurjoint 7160H end caps are cast of ductile iron and are designed to withstand pressure evenly over the entire spherical surface. The Model 7160H End Cap is designed for use on 10" - 24" mechanical piping applications.

Shurjoint standard fitting pressure ratings conform to the ratings of Model 7707 couplings.

For Fire Protection pressure rating, listing, and approval information, refer to Data Sheet B-42 or visit [www.shurjoint.com](http://www.shurjoint.com) for details or contact Shurjoint.

## DIMENSIONS

NOMINAL SIZE	PIPE O.D.	7160 END CAP		7160P PLUG SIZE
		E - E	WEIGHT	
in	in	in	lb	in
mm	mm	mm	kg	mm
1	1.315	0.87	0.2	---
25	33.4	22	0.1	---
1-1/4	1.660	1.00	0.3	---
32	42.2	25	0.2	---
1-1/2	1.900	1.00	0.4	---
40	48.3	25	0.2	---
2	2.375	1.00	0.7	1/2
50	60.3	25	0.3	15
2-1/2	2.875	1.00	0.9	1/2
65	73.0	25	0.4	15
76.1 mm	3.000	1.00	0.9	1/2
	76.1	25	0.4	15
3	3.500	1.00	1.5	1/2
80	88.9	25	0.7	15
108.0 mm	4.250	1.00	2.4	---
	108.0	25	1.1	---
4	4.500	1.00	2.2	1
100	114.3	25	1.0	25
133.0 mm	5.250	1.00	3.7	---
	133.0	25	1.7	---
139.7 mm	5.500	1.00	3.7	1
	139.7	25	1.7	25
5	5.563	1.00	3.7	1
125	141.3	25	1.7	25
159.0 mm	6.250	1.00	5.1	---
	159.0	25	2.3	---
165.1 mm	6.500	1.00	6.0	1
	165.1	25	2.7	25
6	6.625	1.00	6.0	1
150	168.3	25	2.7	25
8	8.625	1.18	10.1	1-1/2
200	219.1	30	4.6	40
10	10.750	1.25	15.4	1-1/2
250	273.0	32	7.0	40
12	12.750	1.25	22.0	1-1/2
300	323.9	32	10.0	40
200 JIS*	8.516	1.18	10.1	---
	216.3	30	4.6	---
250 JIS*	10.528	1.25	15.4	---
	267.4	32	7.0	---
300 JIS*	12.539	1.25	22.0	---
	318.5	32	10.0	---

## DIMENSIONS

NOMINAL SIZE	PIPE O.D.	7160H DOMED END CAP	
		E - E	WEIGHT
in	in	in	lb
mm	mm	mm	kg
10	10.750	3.00	12.1
250	273.0	76.1	5.5
12	12.750	3.00	16.3
300	323.9	76.1	7.4
14	14.000	4.00	26.4
350	355.6	102.0	12.0
16	16.000	4.00	32.0
400	406.4	102.0	14.5
18	18.000	5.00	39.2
450	457.2	127.0	17.8
20	20.000	6.00	53.9
500	508.0	152.0	24.5
24	24.000	6.00	75.9
600	609.6	152.0	34.5
28*	28.000	10.50	125.1
700	711.2	266.6	56.8

## DIMENSIONS

NOMINAL SIZE	PIPE O.D.	W160 Cap	
		E - E	WEIGHT
in	in	in	Lbs
mm	mm	mm	Kgs
250	273.0	---	---
300	323.9	---	---
14	14.000	6.50	35.0
350	355.6	165.0	15.9
16	16.000	7.00	44.0
400	406.4	178.0	20.0
18	18.000	8.00	56.1
450	457.2	203.0	25.5
20	20.000	9.00	70.0
500	508.0	229.0	31.8
22	22.000	10.00	85.4
550	558.8	254.0	38.8
24	24.000	10.50	99.2
600	609.6	267.0	45.1

# GROOVED-END CAPS

7160 End Cap  
7160HDomed End Cap  
W160 Wrought End Cap

## MATERIAL SPECIFICATIONS

### FITTING BODY:

- Ductile Iron castings to ASTM A536, Gr. 65-45-12 and or to ASTM A395, Gr. 65-45-15, min. tensile strength 65,000 psi (448 MPa).
- Wrought fittings to ASTM A234 Gr. WPB, standard weight (0.375" or 9.5 mm), or segmentally welded carbon steel of the same or equivalent grade.

### SURFACE FINISH:

- Standard painted finishes in orange or RAL3000 red.
- Hot dip galvanized (optional)
- Epoxy coatings in RAL3000 red or other colors (optional)

## GENERAL NOTES

- Maximum Working Pressure (CWP) listed is the maximum cold water pressure for general piping services tested to ASTM F1476 and or AWWA C606 methods. Figures listed are based on roll- or cut-grooved standard wall carbon steel pipe. For other pipe schedules or pipe materials, contact Shurjoint for additional information.
- Max. End Load is calculated based on the maximum working pressure (CWP).
- Listed and or Approved Pressures are pressure ratings for fire protection systems, tested and approved by various approval bodies. Please always refer to the latest approval data posted on the Shurjoint website.
- Field Joint Test: For one time only the system may be tested hydrostatically at 1.5 times the maximum working pressure listed (AWWA C606 5.2.3).
- Warning: Piping systems must always be depressurized and drained before attempting disassembly and or removal of any components.
- The 10 Year Limited Warranty applies to manufacturing defects only and does not cover severe service/temperature applications or wear parts.
- Shurjoint reserves the right to change specifications, designs and or standard without notice and without incurring any obligations.