



Model RPDA40

REDUCED PRESSURE PRINCIPLE DETECTOR ASSEMBLY

Job Name:	Contractor:
Job Location:	P.O. Number:
Engineer:	Representative:
Tag:	Wholesale Distributor:

SPECIFICATIONS

The 3" – 10" Reduced Pressure Principle (RP) Detector Assembly shall be an Apollo® Model RPDA40. This valve shall be manufactured in America. The epoxy-coated ductile iron body shall be configured with individually-accessible check valves and top-mounted test cocks. The bypass RP shall be bronze with top-access check valves with top-mounted test cocks. Both RP relief valves shall be positioned at the bottom of their respective assemblies with separate center-access covers. The seat rings shall be replaceable and the reversible seat discs shall be silicone rubber. The Apollo® domestic ball valve test cocks shall have stainless steel handles. The assembly shall prevent contamination of the potable water supply due to back-siphonage or backpressure from substances that are health or non-health hazards. The assembly will accurately measure all flows up to 3 gpm through the metered bypass line. The pressure drop across the assembly shall be documented by USC's FCCC&HR approval curves.

FEATURES

- Replaceable seats
- Reversible seat discs
- Individual access to check valves
- Designed for easy maintenance
- Corrosion resistant epoxy-coated ductile iron body
- MADE IN THE USA

MATERIAL SPECIFICATIONS

Part Name	Material
Body (mainline)	Epoxy-coated (FDA) Ductile Iron
Bypass RP	Bronze
Relief Valve Body	Bronze
Covers	Epoxy-coated (FDA) Ductile Iron
Check Valve Seats	Bronze
Springs	Stainless Steel
Seat Discs	EPDM
Fasteners	Stainless Steel

PERFORMANCE RATING

Maximum Working Pressure 175 psi
Hydrostatic Test Pressure 350 psi
Temperature Range 33 °F – 140 °F

APPROVALS

ASSE® 1047, CSA® B64.4, USC's FCCC&HR, UL*, and FM*.

*UL and FM installations must include indicating-type shut-off valves.



ORDERING INFORMATION

40 - 70 X - X X

SIZE

METER OPTION

SHUT-OFF VALVES

SIZE

- | | |
|---------------------------------|----------------------------------|
| <input type="checkbox"/> 0 – 3" | <input type="checkbox"/> E – 8" |
| <input type="checkbox"/> A – 4" | <input type="checkbox"/> G – 10" |
| <input type="checkbox"/> C – 6" | |

METER OPTION

- C – Cubic feet/min
- E – Gallons/min
- G – Less meter

SHUT-OFF VALVES (Inlet x Outlet)

- 1 – Less Shut-off Valves (flanged-end body)
- 3 – OS&Y Flanged x OS&Y Flanged
- 6 – OS&Y Flg x Post Indicator Flg
- 7 – OS&Y Flg x OS&Y Grv
- 8 – OS&Y Grv x OS&Y Grv
- 10 – OS&Y Flg x Post Indicator Grv.

Example: 40-70A-E3 = 4" size with meter in gpm and OS&Y flanged x flanged shut-off valves.

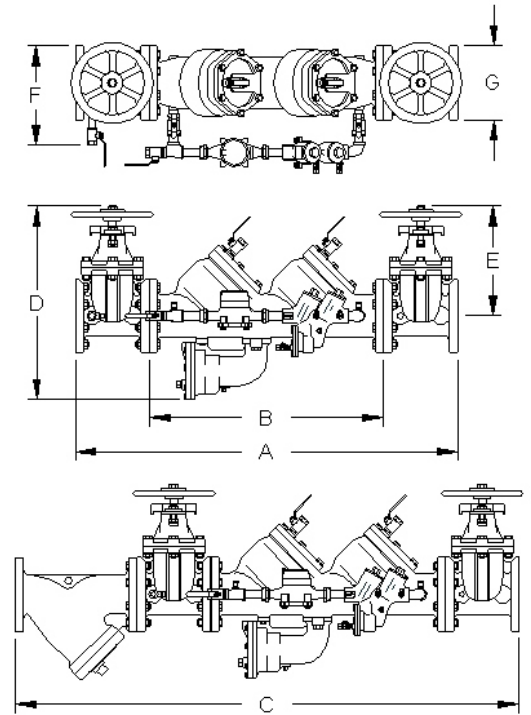
Model RPDA40

REDUCED PRESSURE PRINCIPLE DETECTOR ASSEMBLY

DIMENSIONS (in.) – WEIGHTS (lbs.)

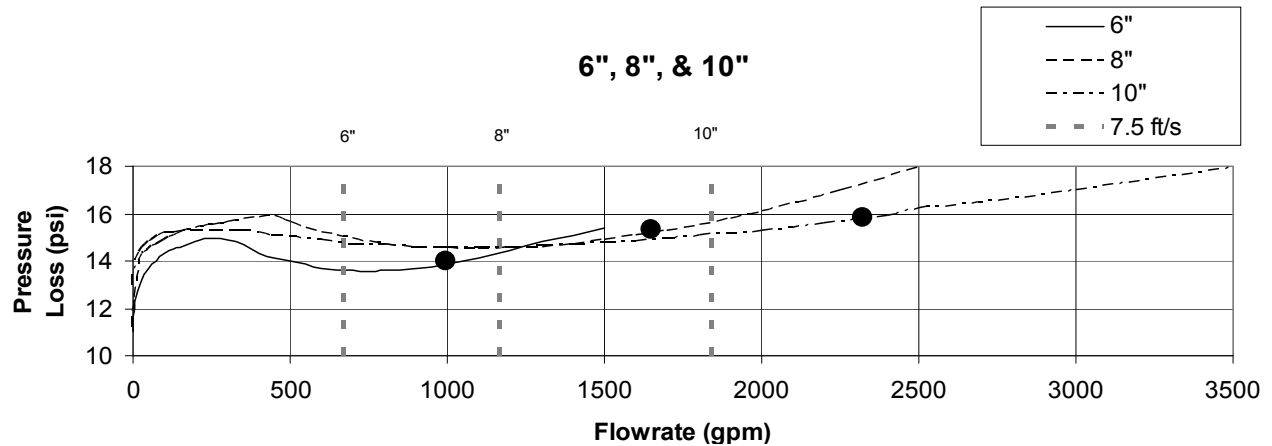
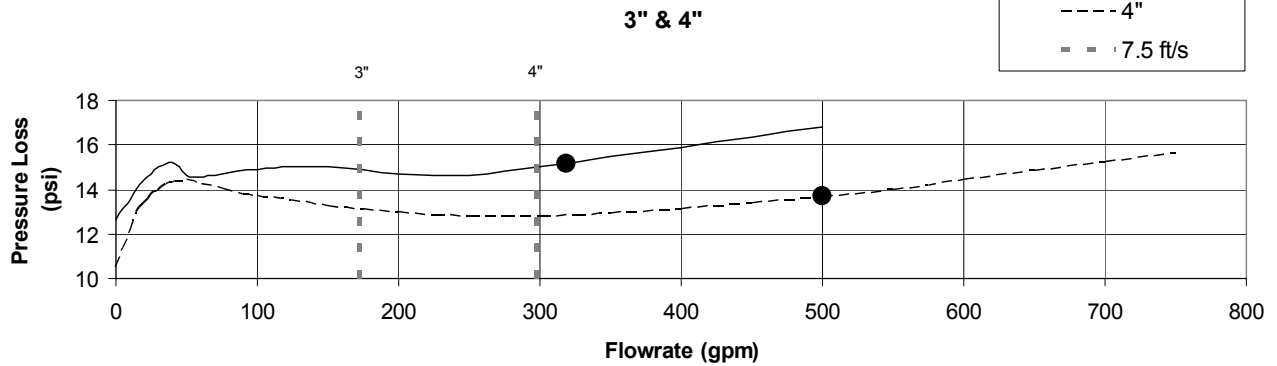
Size	3"	4"	6"	8"	10"
A*	38 5/16	46 3/4	63 3/8	75 3/8	88 3/8
B* (flanged-end body)	22 1/16	28 1/2	42 1/8	52 1/8	62 1/8
C*	49 15/16	61 3/4	84 1/2	96 7/8	114 5/8
D (NRS)	21 7/8	25 3/16	30 1/2	38 1/2	44
D(OS&Y Open)	28 3/8	33 3/16	41 5/8	53 3/4	63 1/4
E (NRS)	12 3/8	14 3/4	19	22 1/2	26 1/2
E (OS&Y Open)	18 7/8	22 3/4	30 1/8	37 3/4	45 3/4
F	10 3/8	11 7/8	14 5/8	16 3/4	19 1/4
G	7 1/2	9	11	13 1/2	16
Test Cocks (NPT)	1/2	1/2	3/4	3/4	3/4
Net Wt. (Less Valves)	122	196	430	715	1443
Net Wt. (w/ OS&Y shut-off valves)	259	402	754	1210	2286

* Nominal dimensions are shown. Allowances must be made for manufacturers' tolerances.



FLOW CURVES

(●) Rated flow as determined by USC's FCCC&HR and ASSE design performance standards.



Conbraco Industries, Inc. 701 Matthews Mint Hill Rd. Matthews NC 28105 USA; www.apollovalves.com; 704-841-6000

This specification is provided for reference only. Conbraco reserves the right to change any portion of this specification without notice and without incurring obligation to make such changes to Conbraco products previously or subsequently sold.